
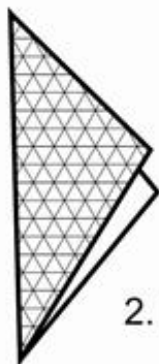


My Jolly Joker

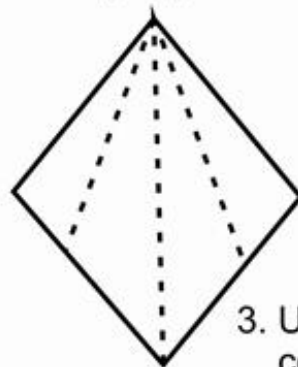
You need : A red glazed paper (15cms x 15cms), a blue glazed paper (3cms x 7cms), a round bindi or a piece of round paper, felt pens, glue and rounded scissors.



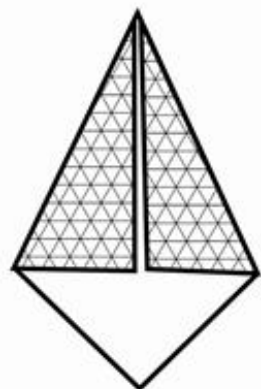
1. Place the red glazed paper white side up.



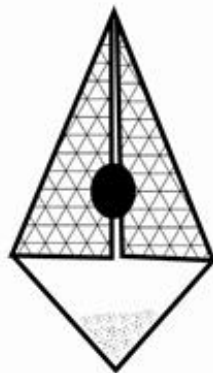
2. Fold as Shown.



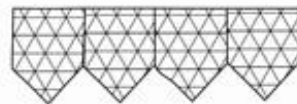
3. Unfold and take the corners to the diagonal mark.



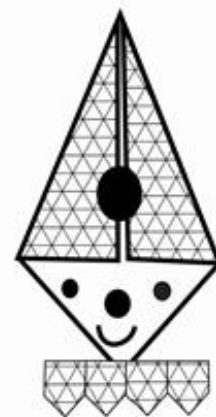
4. Fold and press down with a bindi or a round patch.



5. Take the blue glazed paper and cut a frill.



6. Put glue on the lower



7. Draw the face and complete the clown.