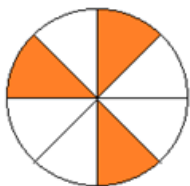




Fractions

Color the sections in the figure to represent the corresponding fraction. The first one is done for example.

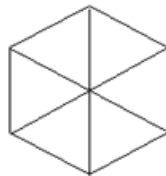
a. $\frac{3}{8}$



b. $\frac{4}{6}$



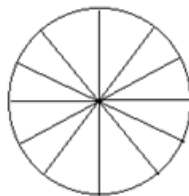
c. $\frac{2}{6}$



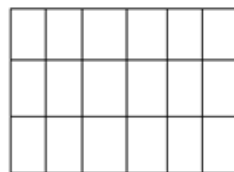
d. $\frac{3}{5}$



e. $\frac{5}{12}$



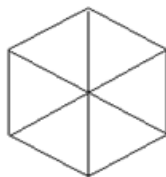
f. $\frac{10}{18}$



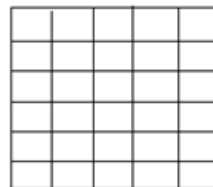
g. $\frac{4}{12}$



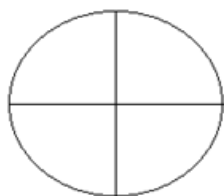
h. $\frac{1}{6}$



i. $\frac{14}{30}$



j. $\frac{1}{4}$



k. $\frac{5}{6}$



l. $\frac{5}{8}$

